

VOLUME 60

June 2021

ISSUE 6

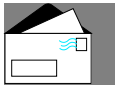
CLUB OFFICERS

President Martha Colquhoun
 Vice President Kevin Nelson
 Secretary Tina Chircop
 Treasurer Carol Hansen

BOARD OF DIRECTORS

Keith Collins Wally Nicolau, Sr.
 Sharon Ott Dan Sciabica
 Stratt Riggs Linda Weaver

**Send Vibrator Correspondence by
 the 23rd of the month to:**



Faye Hill
 P. O. Box 1221
 Patterson, CA 95363
 (209) 892-6533
 e-mail: fhhd@gvni.com



COMMITTEES

Club House Cleanup .. Thorai and Rosemay Kenner
 Club Merchandise Kevin Nelson
 Coalition of Calif. Car Clubs John Carvalho
 Fashions Teresa Gissible
 Good Guy Award John Carvalho
 Hard Luck Wally Nicolau
 Historian Stan Braden
 Hubley Cars Joe and Debbie Gonsalves
 John and Dolly Terra
 MAFCA and NCRG Bob and Sharon Ott
 MAFFI and 50/50 Drawing Stan Braden
 Mileage and Attendance Janis Martin
 Name Badge Drawing/Raffle Vada Terpstra
 Christmas Raffle John and Nancy Carvalho
 Outstanding Member
 Photographer Jim and Marci Schellman
 Publicity Barbara Collins
 Refreshments Steve and Brenda Smith
 Roster Linda Mahnke
 Truck and Property Custodian John Terpstra
 Scholarship John and Nancy Pimentel
 Scrapbook Marci Schellman
 Sunshine Jo Ann Bledsoe
 Swap Meet Chairmen Wally Nicolau,
 Strat Riggs, and Al Colquhoun
 Swap Meet Registration Tim and Jenny Nicolau
 Swap Meet Treasurer Donna Nicolau
 Technical Director & Safety Keith Collins
 Tours John and Mary Anne Nixon
 Vibrator Editor Faye Hill
 Website Faye Hill



President's Message



Hello Model Aer's...

Greetings from wind blown Hilmar, hope you are all doing well. Nixons's and Colquhoun's are putting the final arrangements together for our Sept. trip to the Model A Museum. It is starting to feel real now that I see airline charges on my Amex card! Judging from the show of hands at our last meeting, several of you are making plans to go as well. It should be fun and I am looking forward to seeing the fashions, but I'm sure Al will be all over the cars.

Our last meeting was fairly well attended, with 45 members in attendance. I would love to see us top 50 in attendance in June. I am sure we will have a great turnout for the July 4th activities. We are looking forward to a fun outing with our cars. Has anyone planned a summer trip?

Happy Father's Day to all you Dads. If you are not a dad, you had one, so spend so time REMEMBERING yours.

Take Care, and keep rolling,

Martha

Sunday	Monday	Tuesday	Wednesday	Thursday	Friday	Saturday
<div>2021</div> <div>  </div> <div>2021</div>						
		1	2	3	4	5
	7 Board meeting 7:00 p.m.	8	9	10	11 Regular Meeting 7:00	12
6 13	14  Flag Day	15	16	17	18	19
20 	21	22	23	24	25	26
27	28	29	30			


Club News and Information



June 2	Kathy Dick
June 9	Jason Dick
June 11	Dorothy Langill
June 17	Nancy Carvalho
June 17	Stratton Riggs
June 18	Patty Ecker
June 21	John Carvalho
June 30	Linda Weaver



June 2	Ken and Molly Cooper
June 3	Jim & Marci Schellman
June 6	Keith & Barbara Collins
June 11	Jim & Dianne Kriese
June 16	Mike and Stacey Gonsalves
June 17	Wally and Liz Nicolau
June 20	Richard and Tina Chircop
June 21	Joe and Katherine Johnson
June 21	Steve and Brenda Smith



Sunshine

by
Jo Ann Bledsoe

Hello from the Sunshine Corner, what happened to this month. It went by much too fast.

I called Louise Noxon to touch bases and she is doing fine.

Patty Ecker is at English Oaks and doing better No visitors except family.

Ardyce Reisenauer passed April 20, 2021. She was from North Dakota, 86 years old, and a friend and sponsor member (2012) of Jerry Morrison.

Jason, Elizabeth, Leo and Michah welcome sister Elsie Anne Dick on Easter April 4, 2021 @12:45 pm, 7 lbs 12oz.



The 4th of July Parade will be held --- wait for it --- on Saturday, July 3rd! Plan to gather between 8:00 a.m. and 8:30 a.m. at 10th and D Street. Our actual staging area will be in this general vicinity, so look for Model A's when you arrive. While we are decorating our Model A's there will be donuts, water and iced coffee available, served from my newly restored parade trailer.

After the parade, drive to the Woodland Fire Station for our annual picnic and July meeting.

It is imperative that you sign up for the parade and picnic at the June meeting.

Call me if you will not be attending the June meeting but wish to be on the sign up sheet. We will only be buying enough food for those who sign up.

The price is \$10 for each adult and \$5 for kids (kids are defined as 17 years old and younger. Members checks will be returned to them at the picnic. Separate checks are needed for guests and will not be returned.

If you have any questions, please call me at 524-6139. Strat



Unknown contributor

Era Fashion News . . . From Teresa Gissible

Sock it to me! Daddy "O". Happy Father's to all you cool Dads or Fathers. Looking for a great gift for that special guy? No, not a tie or shirt, maybe after shave?? Socks, perfect. Socks have been around almost as long as shoes. Model A era socks were made with natural fibers like wool, Rayon, cotton lisle (or mercerize cotton threads) silk, or a combination of two or more of these fibers. Cotton was used in the toe and heel area for longer wear. Rayon and silk added luster and felt silky. Wool was used for warmth. The higher the wool content the warmer the socks. The Rayon, cotton and silk were used to bring out the design or pattern in the socks. Prices varied depending on the fiber content and quality of a "finely knit" with seamless feet.

They advertised "elastic ribbed top", Model A socks sagged around ankles, like women's silk stockings. Elastic was not available in socks of the era. So, men relied on garters to prevent baggy socks.

The well dressed would coordinated the color of their socks with their suits, ties & handkerchief. Plain colors in shades of grey, dark brown, black, navy, sand or camel were common. Fancier dress socks had small patterns such as diamonds, stripes, clocks, & checks.

Now, I have to say men's garters are a little sexy in a sharp dressed man. As long as he doesn't have hairy gorilla legs.

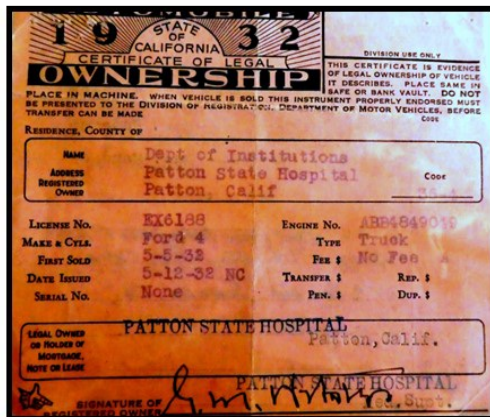


TECH BY Keith Collins

KRIESE'S FIRE BRIGADE

Jim is readying himself for the fire season— well, maybe not this year—and maybe he will have to notify Cal Fire that he can join forces in the future.

Jim has acquired a 1931 fire truck made in March of 1932, sold in May of 1932. Jim first saw the truck tucked away in the



Original Title



Fire truck in it's heyday.


Mi-Wuk Village fire department. He asked about purchasing the fire engine and the department said no. It wasn't long after that he got a call saying they had an offer on the truck and if he would beat the offer it was his; and he needed to pick it up immediately; and the rest is history—well not really.

Mi-Wuk Village acquired the truck from Cedar Ridge, a



Proud owners

near by development. Cedar Ridge purchased the truck from Patton State Hospital in Patton, CA.



The City of Patton is east of Los Angeles.


It is probable Patton State Hospital had the facilities at that time to build the chassis into a fire truck.

Jim purchased the truck in 1980 with only 2,400 miles on it. A trailer was needed to get the fire engine home, so Jim rented what he thought was a good heavy duty trailer to tow behind his Chevy Blazer. Well, the fire truck was bigger than the trailer and hung over the back end, which put more weight toward the rear of the trailer than on



Loaded and ready for a new home.


the hitch of the Blazer. Think about this, the truck is twice as big as the tow vehicle (Chevy Blazer). Jim found out after reaching speeds of 25 mph that the trailer was swaying the Blazer. Jim! What were you thinking? Jim didn't give up; but it turned a two hour trip into an all day adventure—learning all the back roads and traveling at about 10 to 15 mph, finally arriving home. Now how did he store this prize? This is always the last thing one thinks of. After a few years Jim ran out of relatives and friends for storage, so he added a fire truck storage/work area onto his house, not a




Parts Jim made wooden patterns for so the machinist could make the pieces.



Original tire




What Jim had to go by to make a pattern



Seat frame and sill plates had to be made.

small task. It might have been less work to have sold the house and moved to a larger home with more garages.

Jim is very skilled at woodworking; Much if not all of the bracketry for the pump had to be made; so Jim made the patterns out of wood to correct specifications and took them to a machinist who made them from steel. This was a major project for Jim as he only had a parts book



Special throttle linkage to control pump at the front

picture that he had researched and found.

Note the original tire, which shows how the tire was made; nice cords. Did not know that this truck had right and left handed lug nuts. This was thought to have kept the lug nuts tight while traveling down the road at high speeds, 25-35 mph, to get to the fire before the building completely burned down.

The truck is equipped with a four speed transmission and attached is a two speed Warford which is mostly an under drive so the engine can handle the heavy loads. Jim thinks this has 8 forward speeds and 2 reverse.

Much of the fire truck has special pipe fittings and custom made parts of which Jim has most of them, lucky for him.

Soon he will be ready to join Cal Fire with his new high powered truck with 100 gallon tank of water for keeping California fires under control. Jim can also hook up to fire hydrants if we change all of California's fire hydrants to fit Jim's fire truck.

It's wine time, see you next time.



More wood that needed to be replaced along with many pipe fittings.

Modesto Area A's Car Games, Fun Day

On Saturday, May 8, 2021, the weather was predicted to be in the 90's and windy. Well, it WAS WINDY and WARM, but it did not take away from the fun games and time that Keith and Barbara Collins and their friend Kent had set up for us. Actually, the wind made the temperature bearable even though it was gusty. Jim Kriese lost his hat MANY times in the wind that morning.

There was a GOOD turnout of Model A's and their owners. Those attending were: the Bradens, Collins, Alan Colquhoun, the Coopers, Ebie DeWilms, the Joe Gonsalves, the Krieses, the Martins, Wally & Donna Nicolau, John Nixon, Stratt Riggs(in his new sedan), the Terras and Linda Weaver.

After all had arrived, we enjoyed visiting with each other and then Keith began to explain how the games were to be played. There were 7 games in total, all of which were played by our Model A and the driver and a passenger(as needed). The games had names, which are listed next:

- Game 1. Clothes Line
2. Loading Dock
3. Running the Rails
4. Stop on Red/Black
5. Wheel Roll
6. "Tense" of a Mile
7. Economy Run

All of the games were fun and challenging. We began with the first 3, as we took turns driving as well as manning each of the games. Jim and I manned the 7th game. Each car came up to the starting line, stopped, turned off their engine and turned off the gas. Then, when ready, the driver started the engine(WITH THE GAS STILL OFF). They headed straight away and rounded a barrel then headed back on the other side along some cans and then passed over the starting line and continued on the course until the "A" "ran out of gas". The distance traveled was varied. However, 2 of the A's captured everyone's attention, The first one was HOT ROD Terra. He asked me if he should go fast or slow. I told him it was up to him. The next thing I knew, he took off like a race car and kept up his speedy pace until he ran out of gas! The second "A" was ENERGIZER BUNNY Weaver. Her Model A pick-up kept going and going and going and going! It FINALLY ran out of gas! Of course, we know that Linda does have something extra under her hood, but it made for great entertainment!

With all of the games finished, Keith and Barb served us sausage sandwiches, chips and a cake dessert, made by Barbara. During lunch more visiting took place and some played Linda Weaver's Model A style corn hole game. It is made of Model A parts in an upright style.

Following lunch, Keith went through the list of games to see who the WINNERS were based on the "score" received for each one. Keith then handed out imitation \$3 bills to all of us because we all competed in the games.

A BIG THANKS to Keith and Barb for all of their time in planning, preparing and setting up this fun event in their back lot.

After some more visiting and helping to take things down, the little "A's" and their passengers headed home into or pushed by the wind.

By Dianne Kriese